

VOLUNTARY WARDEN - INFORMATION PACK 2024

ERYRI NATIONAL PARK



© Hawlfrainy Gorn, Croeso Cymru
© Crown Copyright Visit Wales



AWDURDOD PARC CENEDLAETHOL ERYRI
SNOWDONIA NATIONAL PARK AUTHORITY

www.eryri.llyw.cymru



Yr Wyddfa Voluntary Warden Team

Thank you for your interest in joining the Voluntary Warden Scheme for Yr Wyddfa. The work the volunteer Wardens carry out on the mountain is immensely valuable and plays a key part in protecting the landscape and helping others enjoy the countryside in a safe and respectable way.

Please have a read through of the following information, and remember to get in touch if you have any questions about becoming a volunteer Warden on Yr Wyddfa – our highest and most popular mountain!

Your Role:

The role of Volunteer Warden is an extremely important one – it assists the National Park in trying to manage the nation's busiest mountain, whilst providing important information and assistance to some of its 600,000 visitors.

The role gives you the opportunity to care and conserve a Site of Special Scientific Interest, as well as maintaining and improving access along some of the most popular paths in the country. In reality, the service the volunteer Wardens provide is almost immeasurable (although we do collect data, timesheets and figures to assist us with this so that we can at least attempt to showcase the valuable service that is provided). We've provided a short breakdown of the key tasks and roles that you will be undertaking whilst on the mountain as a volunteer Warden -





Patrolling the paths of Yr Wyddfa:

One of the most desirable elements of the volunteer Warden role is the requirement to patrol the 6 main paths of Yr Wyddfa. This normally means walking up the paths in groups of 2 or more volunteer wardens, providing assistance and advice to the public along the way.

Although there are 6 main paths up Yr Wyddfa, we ask that the volunteer wardens try and prioritize the most popular paths whilst on patrol, this means the **Llanberis, Pyg and Miners** paths – this will mean that the chance of encountering walkers and being able to offer advice and deal with other issues is increased on these paths. However there should be plenty of opportunities for volunteer Wardens to occasionally patrol the Watkin, Cwellyn or Rhyd Ddu paths as well.

Whilst patrolling the paths up Yr Wyddfa, we ask that you spend some time at the 'hotspots' including Bwlch y Moch, PYG & Miners Intersection, Bwlch Glas, Yr Wyddfa Summit. The hotspots are often where visitors could do with some guidance, for instance those at Bwlch y Moch unsure of the correct route up Yr Wyddfa via the PYG track. We kindly ask that you 'set up camp', as it were, at these hotspots, with your National Park emblem on show, ready to open dialogue and assist walkers as required.





Providing advice and assistance to the public:

Approximately 600,000 people walk up Yr Wyddfa each year – many of these have never been here before, and some might have little to no experience of mountaineering. An important role of the volunteer wardens is to provide these people with assistance and respond to their questions as is necessary – an important opportunity to share your experience of Yr Wyddfa with them.

This is often a chance to provide the public with information on the paths themselves, how to make sure that they follow the correct path, how technical is the path, how long will it take to reach the summit and so on.

Another vital element that sometimes needs explaining to the public is the Countryside Code – how to ensure that the public are adhering to the Countryside Code, that they are respecting the mountain, the landscape and the landowners who farm the land.





Help the National Park deal with the problem of litter on Yr Wyddfa:

The National Park Authority is always trying its utmost to tackle the issue of litter in Eryri, this includes the 'Plastic Free Yr Wyddfa' campaign, something that is almost revolutionary in aiming to stop the use of plastics on Yr Wyddfa and getting the public to take responsibility for the mountain.

Even so, litter continues to be a problem on Yr Wyddfa, with the volunteer Wardens picking up around 600 bags of litter whilst on patrols on Yr Wyddfa in 2023.

An important aspect of the volunteer warden patrols is the picking of litter along the paths of Yr Wyddfa – this is essential in protecting the environment, assisting, and conserving biodiversity and creating a more pleasant walking experience in Eryri for the hundreds and thousands of visitors who descend upon the mountain every year.




Other roles:

There will be plenty of additional opportunities for you to volunteer and provide a valuable service outside of the 6 main paths of Yr Wyddfa, these include –

Manning the National Park's interpretation van – every weekend during the main season the interpretation van needs to be taken out to either Nant Gwynant, Nant Peris or the start of the Llanberis path, where its selection of maps and images provide essential information and guidance to countless visitors. There is an opportunity for the volunteer wardens to join one of the other wardens with the interpretation van answering questions and providing advice to the public, or to take the van out in groups.



Providing cover in our information hub at Pen y Pass – often the first port of call for those arriving in Pen y Pass with the aim of walking up the PYG or Miners track, the information hub is a valuable resource where the public can come in and ask questions about the paths of Yr Wyddfa, or purchase essential mountain safety merchandise (such as rain jackets, maps or head torches) or a souvenir to remind them of their time on Yr Wyddfa. There are opportunities for the volunteer wardens to provide a presence in the hub, if you fancy a change from a day out on the mountain.



Path maintenance and improvements – under the guidance of the area Wardens, the volunteer wardens will be given the opportunity to carry out certain important access and conservation projects, such as opening culverts and side drains to reduce erosion, cleaning graffiti off stones, repairing gates and stiles, controlling invasive species and planting trees. This work is essential in maintaining and improving access and enhancing biodiversity within Eryri.





*Important note:

A little awkward perhaps, but important none the less...

We of course realize the importance of any single day given by the volunteers to go out and assist us in patrolling Yr Wyddfa, as previously said the assistance that is provided is almost immeasurable, and we greatly appreciate the effort and commitment that the volunteers provide.

However, in the interest of ensuring the efficiency and resilience of the volunteer warden service, we kindly ask that volunteer Wardens think about contributing a **minimum of 4x volunteer days per season**, either out on patrol or in the interpretation van/Pen y Pass information Hub.

We humbly ask this with the aim of ensuring that most paths can be patrolled on the majority of weekends, and that we are able to maintain a successful and commendable volunteer service throughout the season.

As you probably know, as a volunteer Warden you may be approached by members of the public after some advice on walking Yr Wyddfa, looking to make use of your experience as volunteer Wardens. It is therefore important that you each have the relevant experience and familiarity with the paths of Yr Wyddfa, so that the public can be advised appropriately and accordingly. This type of experience and familiarity is only really achieved by being regularly out on Yr Wyddfa during walks and volunteer patrols.



Kit List:

The following is a recommended kit list for the volunteer Wardens, but you can tweak it to your own requirements:



Comfortable and Sturdy Walking Boots



Waterproof Trousers



Waterproof Coat



Hat and Gloves



Spare Layers



Warm Layers



Lunch



Plenty of Water



Sunglasses and Sun cream



Fully Charged Mobile Phone

The following equipment can be provided by the National Park and will need to be picked-up before any Warden patrol.



1:25000 OS (OL17) Map of Yr Wyddfa



Compass, whistle and torch



Foil blanket



Bottles of spare water



First Aid Kit



High vis vest



Bin bags



Disposable gloves



Kit and Equipment:

As volunteer Wardens, you will be provided with some kit which identifies you as a volunteer Warden and a representative of the National Park – this could be a high visibility jacket, baseball cap or armband, etc. – all with the National Park logo on display. We kindly ask that you wear this kit and showcase the logo proudly each time you are out on patrol – through this you will be ‘visible’ as National Park representatives to the public and will make it easier for the public to approach you with any questions they may have.



Daily Schedule:

The following is an example of a typical volunteer Warden patrol day on Yr Wyddfa:

| | |
|----------------|--|
| 8:30 am | Meet at Pen y Pass – briefing and pick up kit; agree on return time; update duty warden with medical info/next of kin details. |
| 9:00 am | <p>Team A: Drive down to Llanberis and park at Snowdon Mountain Railway. Patrol of Llanberis path inc. litter pick and clearing of any side drains as necessary. Liaise with walkers and offer advice as necessary. Spend time in Hafod Eryri summit café liaising with walkers. Return to Llanberis then Pen y Pass.</p> <p>Team B: Ascend PyG track towards Yr Wyddfa summit. Carry out litter pick along route. Spend one hour at Bwlch y Moch speaking to and offering advice to walkers. Return to Pen y Pass via Miners track.</p> |
| 3:00 pm | De-brief at Pen y Pass with duty Warden. |





Additional Information:

We operate a buddy system at all times on Yr Wyddfa, this means that you will only ever patrol in groups of at least 2. You will be able to see which volunteer warden is patrolling which path during the 'signing up process' – you can then select which path to patrol and make arrangements with your fellow volunteer wardens (e.g. to car share) if necessary. This is important in terms of health and safety, but also in terms of establishing a rapport with fellow volunteer Wardens and building friendships!

Being in the heart of Wales, Eryri National Park promotes the use of the Welsh language in all aspects of daily life. 57% of Eryri's inhabitants speak Welsh, and the Welsh language forms one of the special qualities of Eryri.

Through our work, the Authority encourages opportunities for individuals to develop their Welsh language skills. This includes promoting the Welsh language through the use of our volunteer services.

To accomplish this, we aim to make use of the 'buddy' system in operation within the volunteer Warden service. If possible, we encourage the pairing of Welsh learners and Welsh speaking volunteer Wardens whilst out on patrol, so that an opportunity is provided for those who wish to develop their ability and to practice speaking Welsh, so that confidence in the use of their Welsh can grow.

This also ensures that the volunteer Wardens can provide a bilingual service to members of the public they meet whilst out patrolling Yr Wyddfa.



The Countryside Code:



Look after plants and wildlife

- Be careful not to damage plants underfoot and not disturb any nearby wildlife. Keep to the path wherever possible.

Follow signs and directions

- Make sure you follow any directions on the route and don't ignore any signs that warn you of dangers.

Keep to the path

- Sticking to the path helps reduce the effects of land erosion but don't take dangerous / risky steps to stick to the paths.





Leave gates as you found them

- If you come across any open gates, leave them open (livestock may need access to water in other fields). If you come across any closed gates, make sure you close them behind you.

Be considerate of other walkers

- Always be considerate of other walkers. Don't block paths and, remember, a friendly greeting always goes a long way.

Countryside Signs and Symbols

| | |
|---|--|
|  | Public Footpath A yellow arrow is a symbol that indicates a public footpath for pedestrians and mobility scooter users only. |
|  | Horse Trail (Bridleway) A blue arrow is a symbol that indicates a route for pedestrians, mobility scooter users, cyclists and horse riders. |
|  | Limited/Restricted Byway A purple arrow is a symbol that indicates a route for pedestrians, mobility scooter users, cyclists, horse riders and horse drawn vehicles. |
|  | Open Access Land This type of land is open to pedestrians /walkers and people using mobility equipment. It is denoted with a brown figure symbol. Walkers do not have to stay on paths on open access lands. |

Please contact us should you require any additional information or if you have any questions about Yr Wyddfa or becoming a volunteer Warden:

Alun Gethin Jones (Main Contact)

Area Warden (Yr Wyddfa)

Mobile: 07900 267 505

Office: 01286 872 555

Email: alun.jones@eryri.llyw.cymru

Ffion Warner (Main Contact)

Assistant Area Warden I (Yr Wyddfa)

Mobile: 07900 267 509

Office: 01286 872 555

Email: Ffion.Warner@eryri.llyw.cymru

