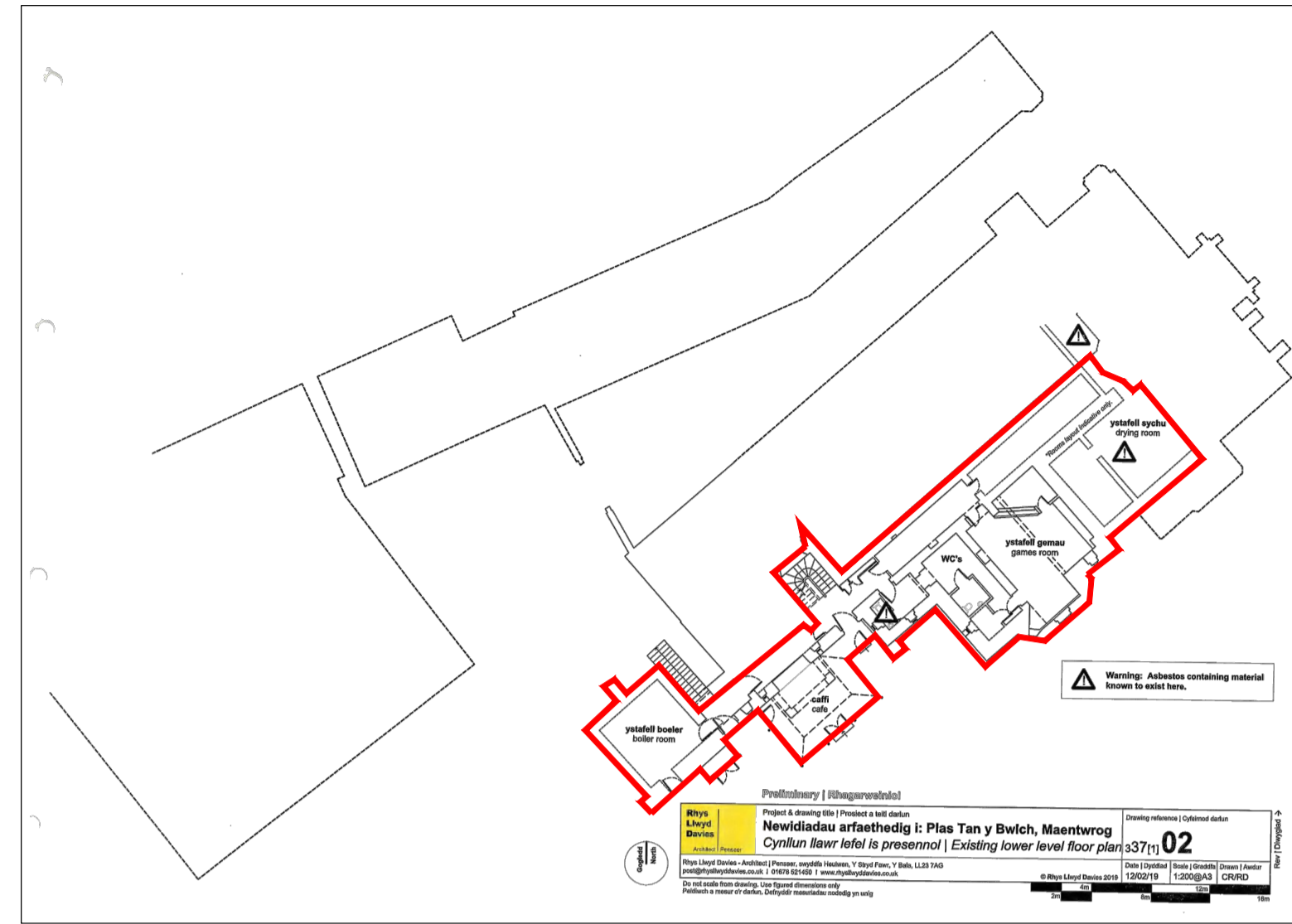
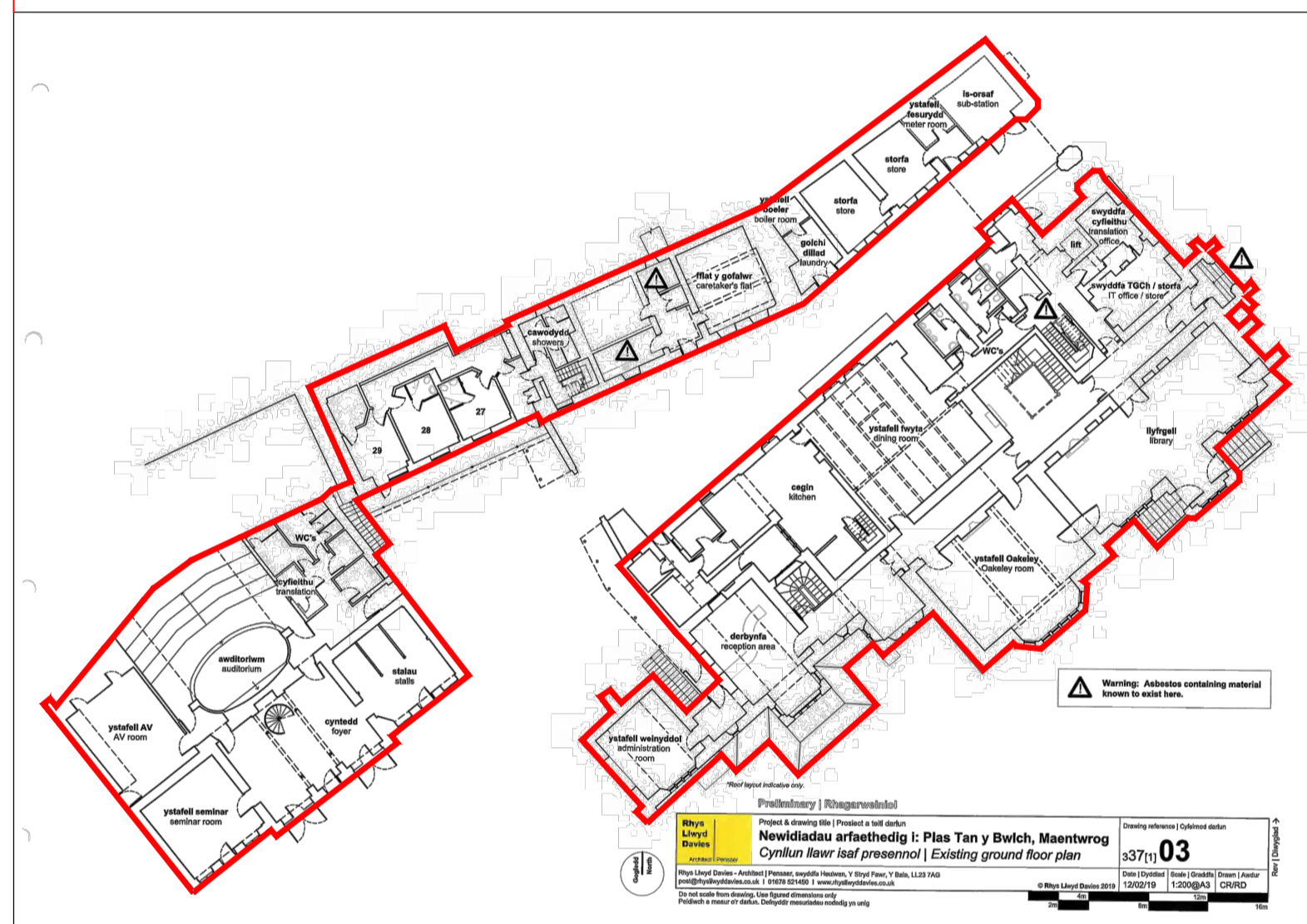


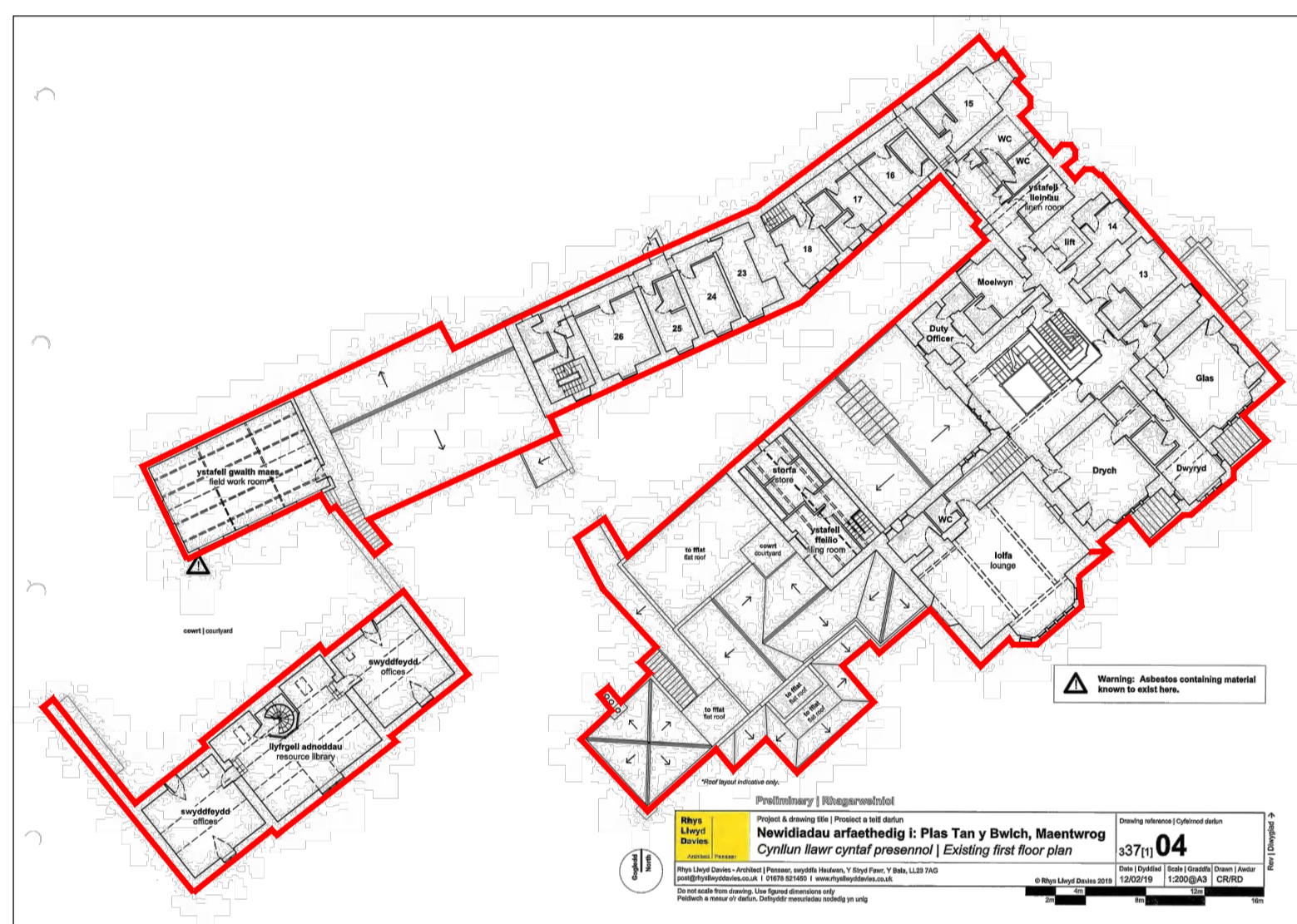
ROOF PLAN



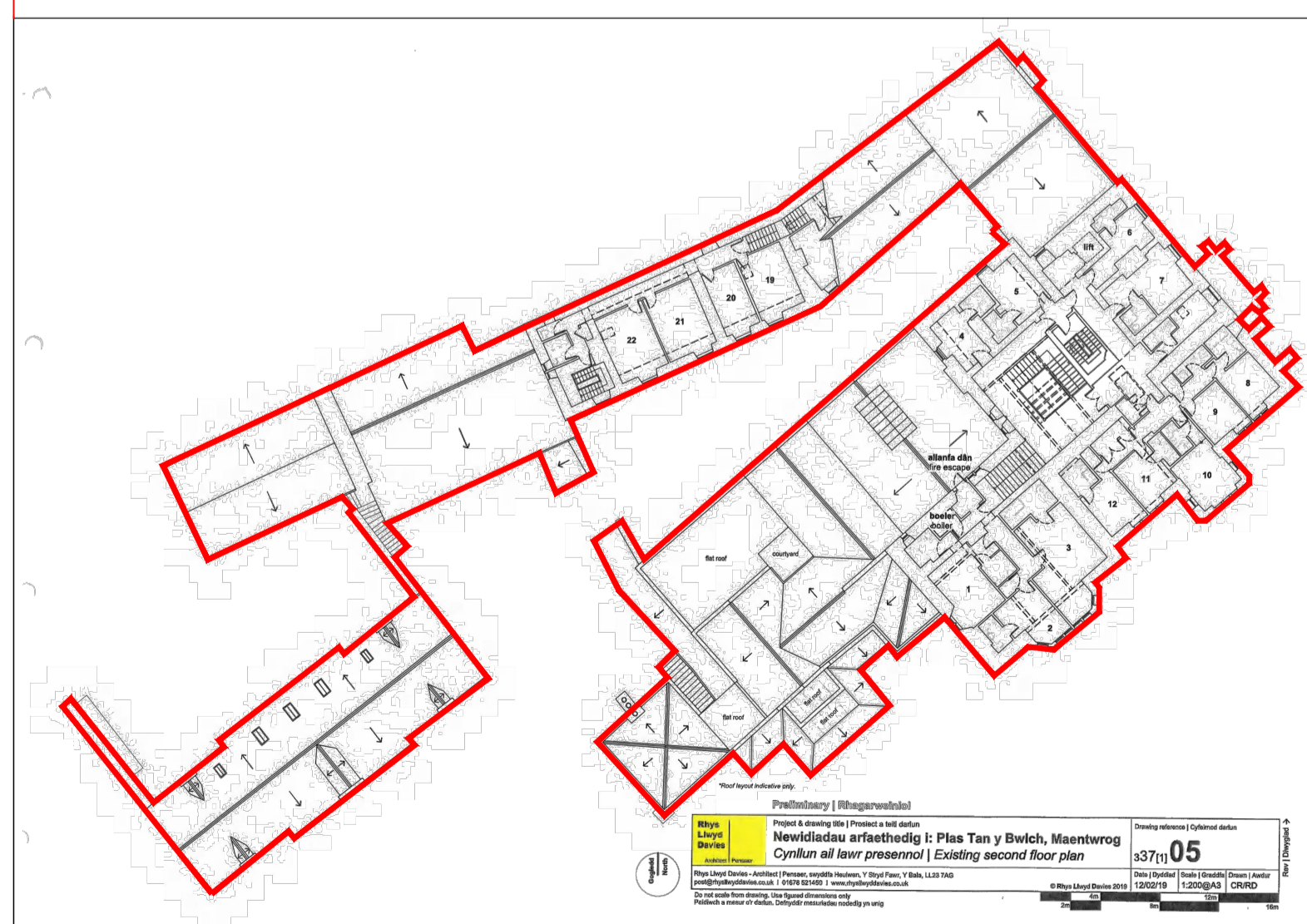
LOWER LEVEL FLOOR PLAN



GROUND FLOOR PLAN



FIRST FLOOR PLAN



SECOND FLOOR PLAN

General Note: Building Outline in red on drawing EX009 indicate buildings which have been surveyed Along with 1Nr Chalet building which is outline in the report.

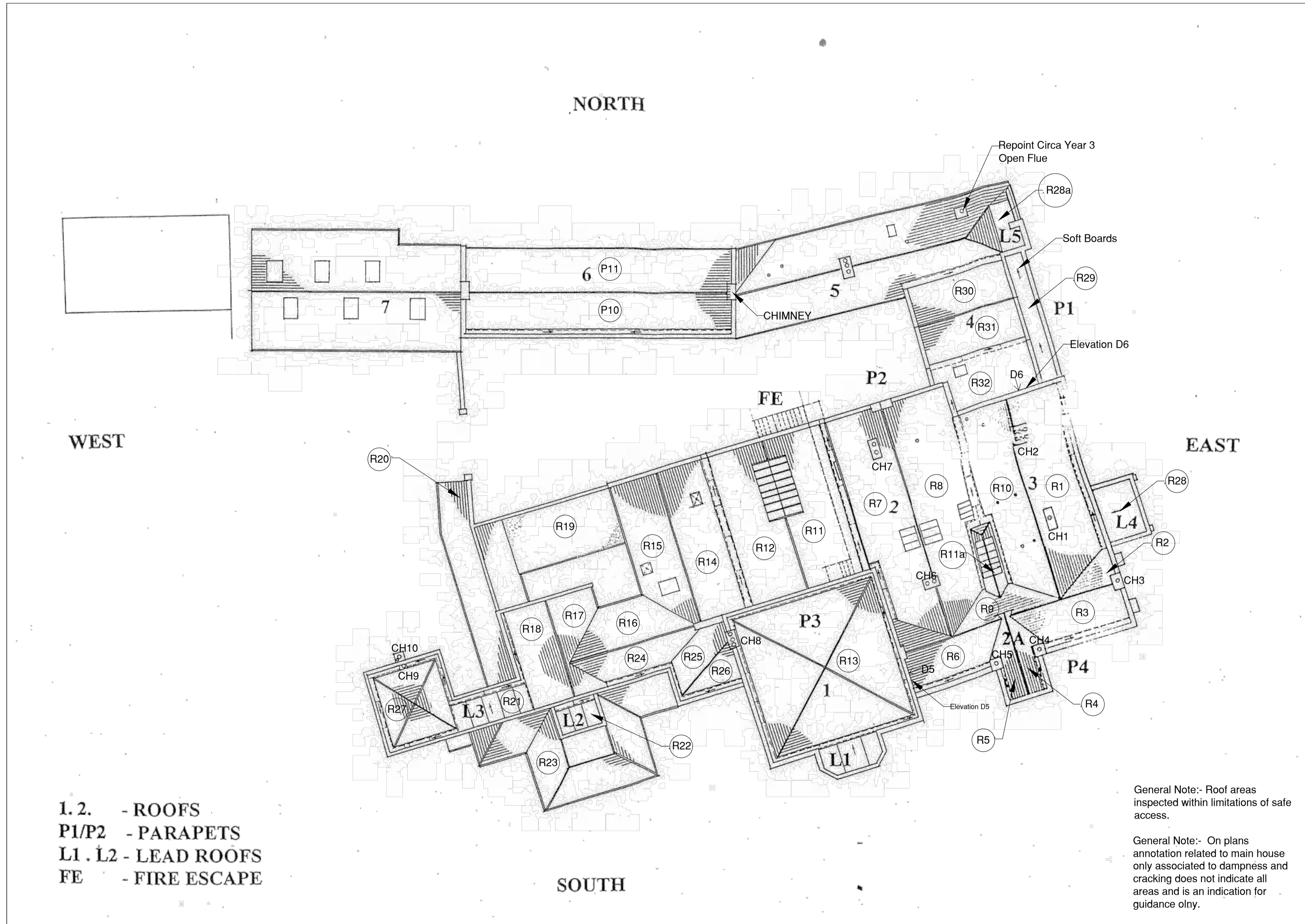
Notes

- All dimensions to be checked on site
- No dimensions to be scaled from this drawing unless otherwise stated

Revision	Date	Checked By	Revision By

SMITHERS PURSLOW
ENGINEERING • SURVEYING • ARCHITECTURE
Independent Professional Expertise
glasgow@smitherspurslow.com | www.smitherspurslow.com
chester@smitherspurslow.com | www.smitherspurslow.com
jeds@smitherspurslow.com | www.smitherspurslow.com

Client	SNOWDONIA NATIONAL PARK		
Project	PLAS TAN Y BWLCH MAENTWROG		
Drawing Title	Floor Plans of Building Surveyed Plas Tan Y Bwlch		
Scale	Date	Drawn	Check
NTS @A1	JAN 22	PW	LS
Job No.	Drawing No.	Rev.	
212167	EX009		



ROOF PLAN

Notes	
●	All dimensions to be checked on site
●	No dimensions to be scaled from this drawing unless otherwise stated

Revision	Date	Checked By	Revision By

General Note:- Roof areas inspected within limitations of safe access.

General Note:- On plans annotation related to main house only associated to dampness and cracking does not indicate all areas and is an indication for guidance only.

SMITHERS PURSLOW
 ENGINEERING • SURVEYING • ARCHITECTURE
 Independent Professional Expertise

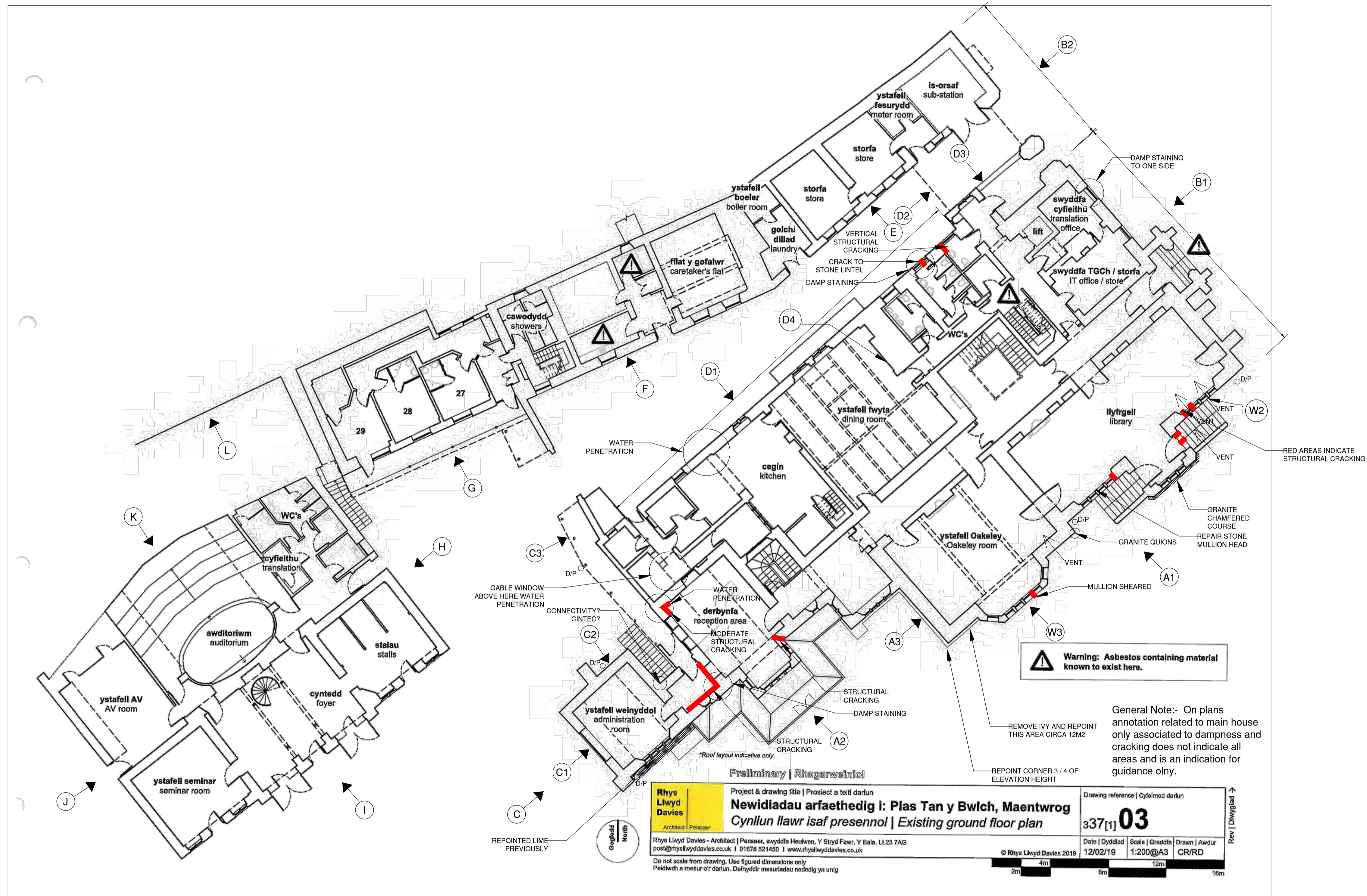
glasgow@smitherspurslow.com | www.smitherspurslow.com
manchester@smitherspurslow.com | www.smitherspurslow.com
chester@smitherspurslow.com | www.smitherspurslow.com
london@smitherspurslow.com | www.smitherspurslow.com

Client
SNOWDONIA NATIONAL PARK

Project
**PLAS TAN Y BWLCH
 MAENTWROG**

Drawing Title
ROOF PLAN

Scale	Date	Drawn	Check
NTS	@A1 JAN 22	PW	LS
Job No.	Drawing No.	Rev.	
212167	EX001		



GROUND FLOOR PLAN

Notes

- All dimensions to be checked on site
- No dimensions to be scaled from this drawing unless otherwise stated

Revision	Date	Checked By	Revision By

SMITHERS PURSLOW
 ENGINEERING • SURVEYING • ARCHITECTURE
 Independent Professional Expertise

glasgow@smitherspurslow.com | www.smitherspurslow.com
manchester@smitherspurslow.com | www.smitherspurslow.com
chester@smitherspurslow.com | www.smitherspurslow.com
leeds@smitherspurslow.com | www.smitherspurslow.com

Client SNOWDONIA NATIONAL PARK			
Project PLAS TAN Y BWLCH MAENTWROG			
Drawing Title GROUND FLOOR PLAN			
Scale NTS	Date @A1 JAN 22	Drawn PW	Check LS
Job No. 212167	Drawing No. EX003	Rev.	

- Notes
- All dimensions to be checked on site
 - No dimensions to be scaled from this drawing unless otherwise stated

Revision				Checked By	
Date				Revision By	



SMITHERS PURSLOW
ENGINEERING • SURVEYING • ARCHITECTURE
Independent Professional Expertise

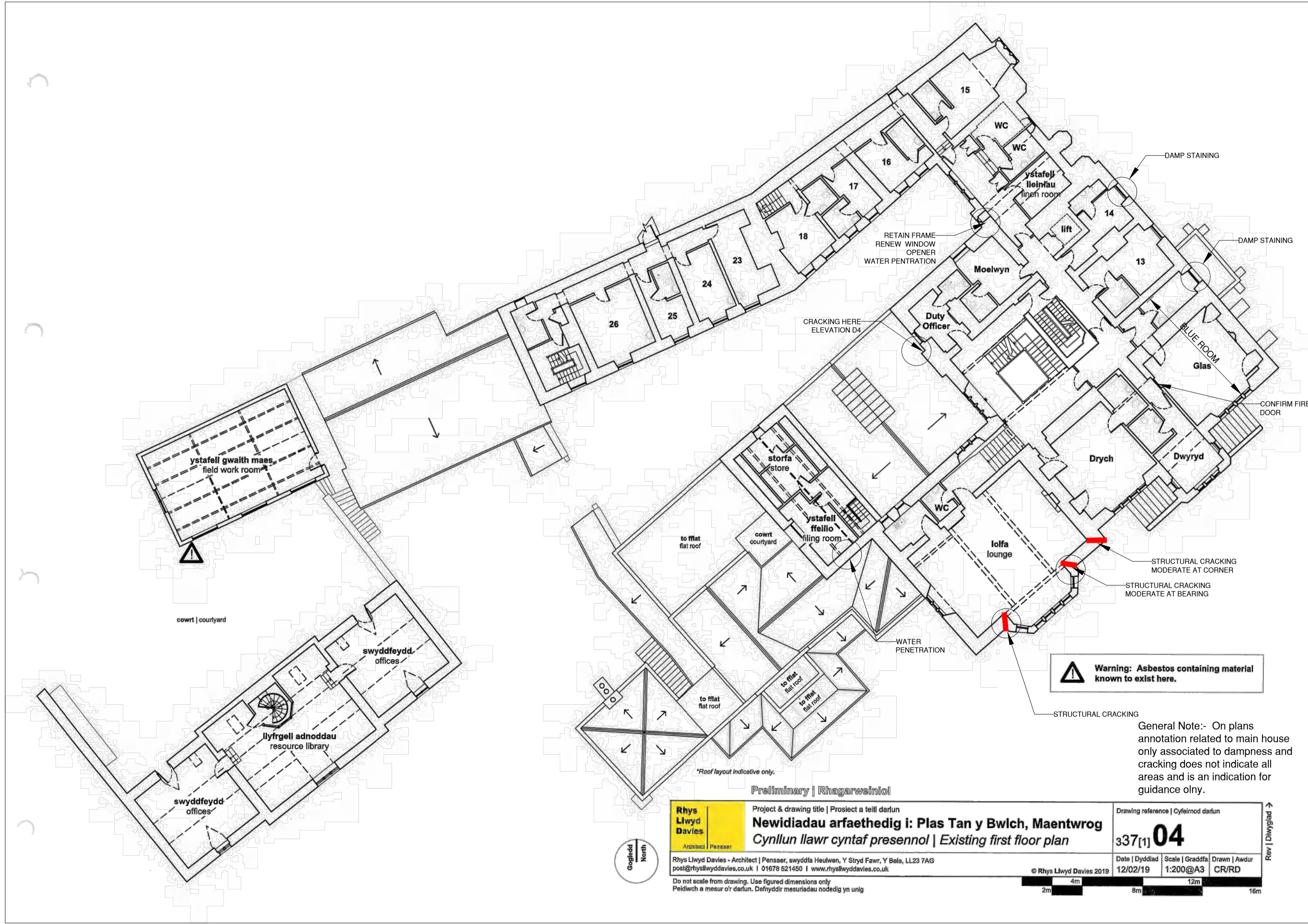
glasgow@smitherspurslow.com | www.smitherspurslow.com
manchester@smitherspurslow.com | www.smitherspurslow.com
leeds@smitherspurslow.com | www.smitherspurslow.com

Client
SNOWDONIA NATIONAL PARK

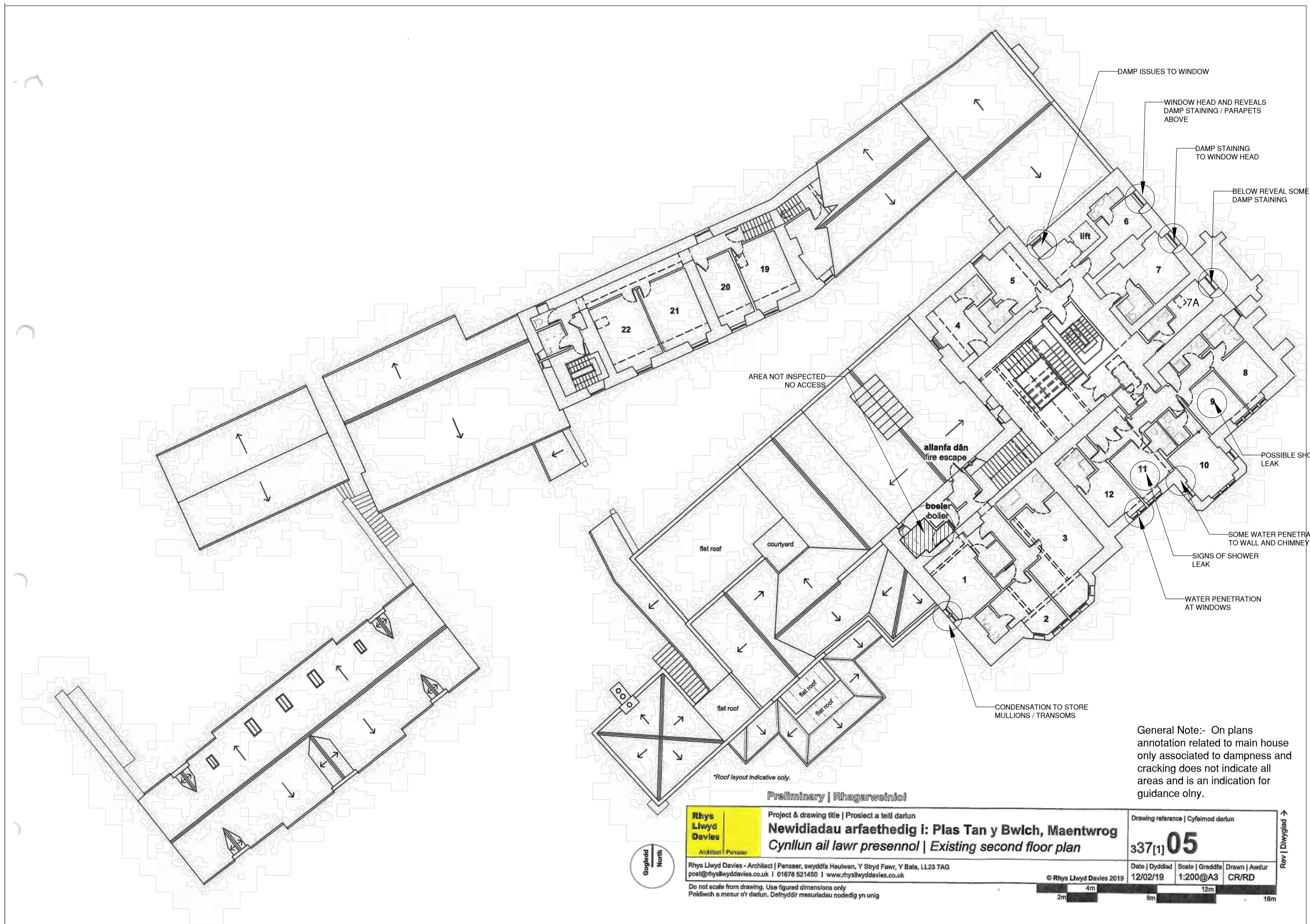
Project
**PLAS TAN Y BWLCH
MAENTWROG**

Drawing Title
FIRST FLOOR PLAN

Scale	Date	Drawn	Check
NTS	@A1 JAN 22	PW	LS
Job No.	Drawing No.	Rev.	
212167	EX004		



FIRST FLOOR PLAN



General Note:- On plans annotation related to main house only associated to dampness and cracking does not indicate all areas and is an indication for guidance only.

Rhys Llywd Davies
 Architect / Planner
 Project & drawing title | Prosiect a teitl darlun
Newidiadau arfaethedig i: Plas Tan y Bwlch, Maentwrog
Cynllun ail lawr presennol | Existing second floor plan

Drawing reference | Cyfeirnod darlun
337[1] 05

Rhys Llywd Davies - Architect | Penseir, swyddfa Haulwen, Y Stryd Fawr, Y Bala, LL23 7AG
 post@rhysllywd Davies.co.uk | 01678 521450 | www.rhysllywd Davies.co.uk
 © Rhys Llywd Davies 2019
 Date | Dyddiad | Scale | Graddfa | Drawn | Awdur
 12/02/19 | 1:200@A3 | CR/RD

Do not scale from drawing. Use figured dimensions only
 Peidiwch â mesur o'r darlun. Defnyddir mesurysau nodedig yn unig

Scale: 2m, 4m, 8m, 12m, 16m

Notes

- All dimensions to be checked on site
- No dimensions to be scaled from this drawing unless otherwise stated

Revision	Date	Checked By	Revision By

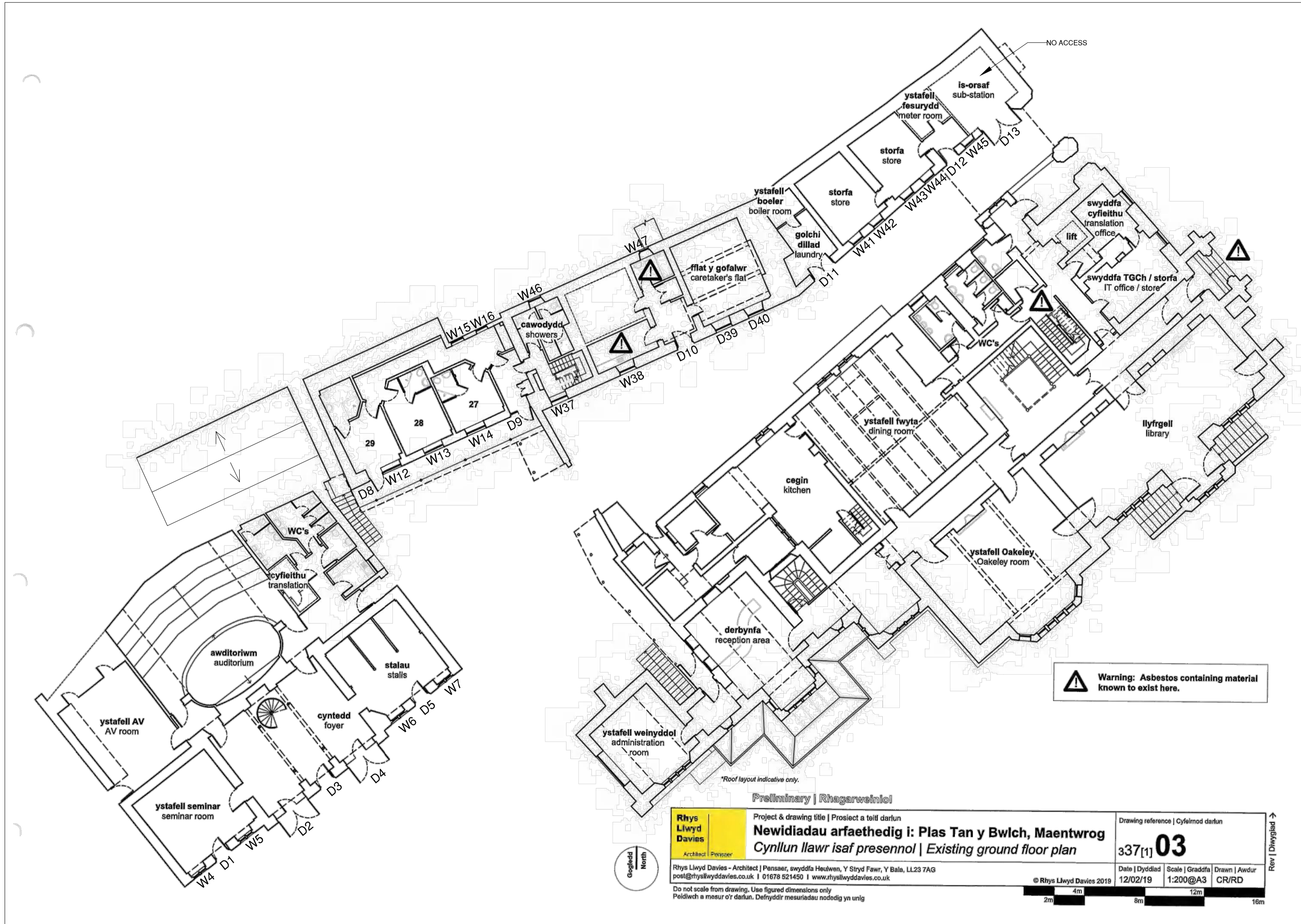
SECOND FLOOR PLAN

Client
SNOWDONIA NATIONAL PARK

Project
**PLAS TAN Y BWLCH
 MAENTWROG**

Drawing Title
SECOND FLOOR PLAN

Scale	Date	Drawn	Check
NTS	@A1 JAN 22	PW	LS
Job No.	Drawing No.	Rev.	
212167	EX005		



Notes		
<ul style="list-style-type: none"> All dimensions to be checked on site No dimensions to be scaled from this drawing unless otherwise stated 		
Revision	Date	Checked By

GROUND FLOOR PLAN
(Windows & Doors)

© Rhys Llwyd Davies 2019
 Rhys Llwyd Davies - Architect | Pensiarn, swyddfa Heulwen, Y Stryd Fawr, Y Bala, LL23 7AG
 post@rhysllwyddavies.co.uk | 01678 521450 | www.rhysllwyddavies.co.uk

Project & drawing title | Prosiect a teitl darlun
Newidiadau arfaethedig i: Plas Tan y Bwlch, Maentwrog
Cynllun llawr isaf presennol | Existing ground floor plan

Drawing reference | Cyfeirnod darlun
 337[1] **03**

Date | Dyddiad 12/02/19 | Scale | Graddfa 1:200@A3 | Drawn | Awdur CR/RD

© Rhys Llwyd Davies 2019 | Date | Dyddiad 12/02/19 | Scale | Graddfa 1:200@A3 | Drawn | Awdur CR/RD

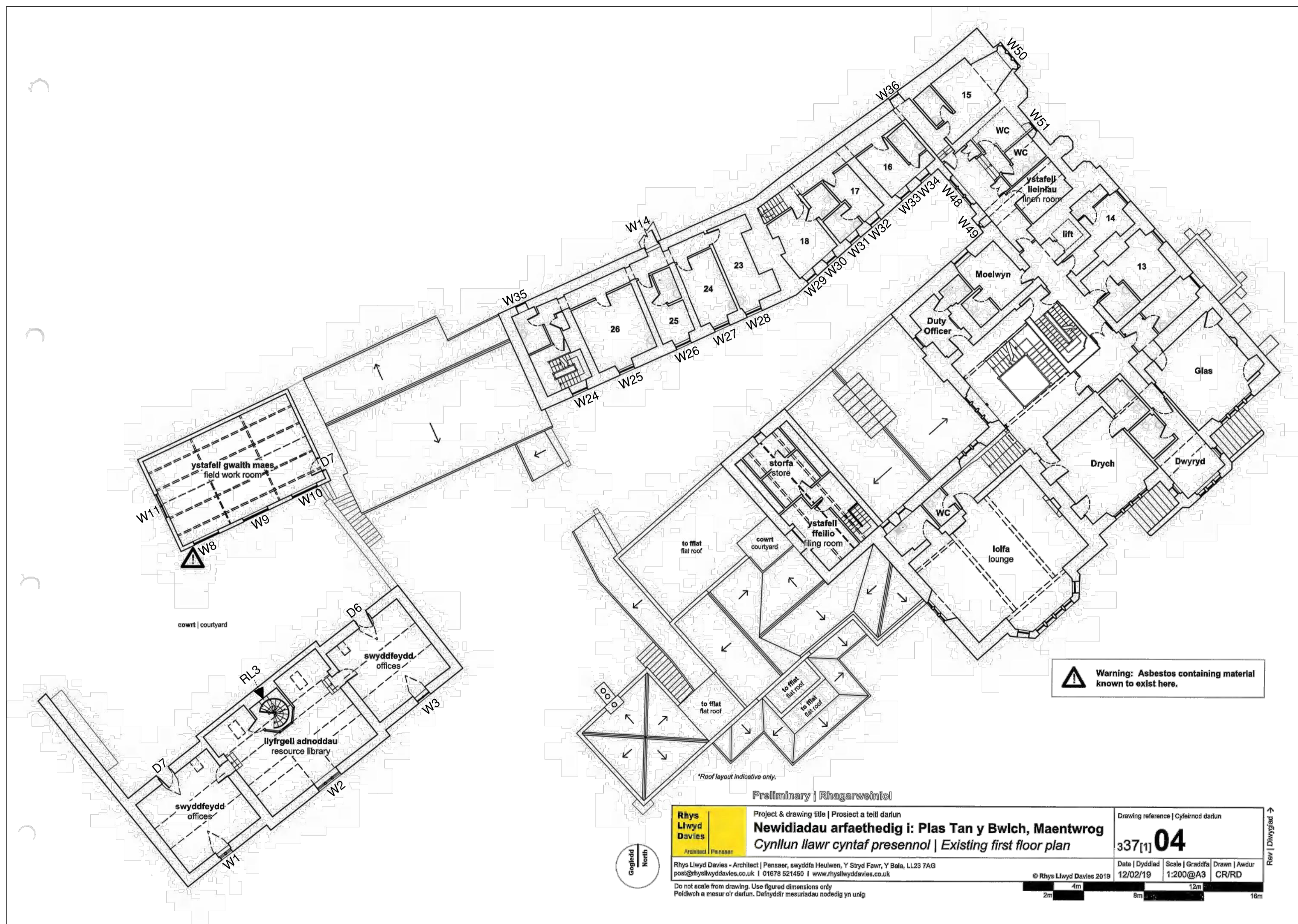
Do not scale from drawing. Use figured dimensions only
 Peidiwch â mesur o'r darlun. Defnyddwch fesuriadau nodedig yn unig

0m 2m 4m 8m 12m 16m

SMITHERS PURSLOW
 ENGINEERING • SURVEYING • ARCHITECTURE
 Independent Professional Expertise

glaston@smitherspurslow.com | www.smitherspurslow.com
 hchester@smitherspurslow.com | www.smitherspurslow.com
 jester@smitherspurslow.com | www.smitherspurslow.com
 jeds@smitherspurslow.com | www.smitherspurslow.com

Client	SNOWDONIA NATIONAL PARK		
Project	PLAS TAN Y BWLCH MAENTWROG		
Drawing Title	GROUND FLOOR PLAN WINDOW / DOORS SURVEY		
Scale	Date	Drawn	Check
NTS @A1	JAN 22	PW	LS
Job No.	Drawing No.	Rev.	
212167	EX006		



FIRST FLOOR PLAN (Windows & Doors)

Notes

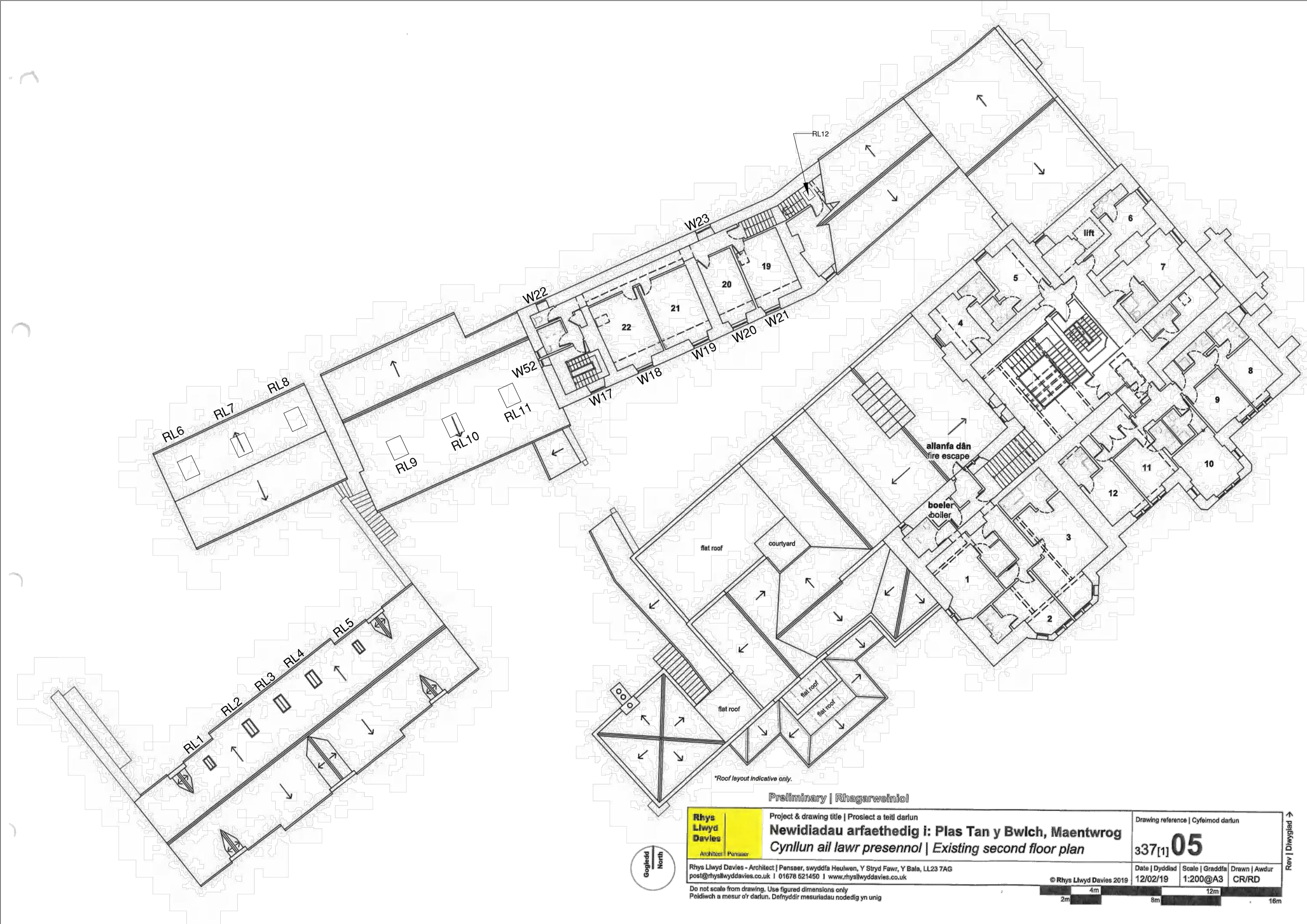
- All dimensions to be checked on site
- No dimensions to be scaled from this drawing unless otherwise stated

Revision	Date	Checked By	Revision By

SMITHERS PURSLOW
ENGINEERING • SURVEYING • ARCHITECTURE
Independent Professional Expertise

glasdon@smitherspurslow.com | www.smitherspurslow.com
manchester@smitherspurslow.com | www.smitherspurslow.com
hester@smitherspurslow.com | www.smitherspurslow.com
jocs@smitherspurslow.com | www.smitherspurslow.com

Client SNOWDONIA NATIONAL PARK			
Project PLAS TAN Y BWLCH MAENTWROG			
Drawing Title FIRST FLOOR PLAN WINDOW / DOORS SURVEY			
Scale NTS	Date @A1 JAN 22	Drawn PW	Check LS
Job No. 212167	Drawing No. EX007	Rev.	



SECOND FLOOR PLAN (Windows & Doors)

Notes

- All dimensions to be checked on site
- No dimensions to be scaled from this drawing unless otherwise stated

Revision	Date	Checked By	Revision By

Preliminary | Rhagarweiniol

Rhys Llywyd Davies Architect / Pencaiswr <small>Rhys Llywyd Davies - Architect Pensiwr, swyddfa Haulwen, Y Stryd Fawr, Y Bala, LL23 7AG post@rhyslwyddavies.co.uk 01678 621450 www.rhyslwyddavies.co.uk</small>	Project & drawing title Proiect a teitl darlun Newidiadau arfaethedig i: Plas Tan y Bwlch, Maentwrog Cynllun ail lawr presennol Existing second floor plan	Drawing reference Cyfeirnod darlun 337[1] 05
	<small>Do not scale from drawing. Use figured dimensions only. Poldiwch a mesur o'r darlun. Defnyddw'r mesuriedau nodedig yn unig</small>	Date Dyddiad 12/02/19

© Rhys Llywyd Davies 2019



SMITHERS PURSLOW
ENGINEERING • SURVEYING • ARCHITECTURE
Independent Professional Expertise

glasgow@smitherspurslow.com | www.smitherspurslow.com
manchester@smitherspurslow.com | www.smitherspurslow.com
bicester@smitherspurslow.com | www.smitherspurslow.com
leeds@smitherspurslow.com | www.smitherspurslow.com

Client	SNOWDONIA NATIONAL PARK		
Project	PLAS TAN Y BWLCH MAENTWROG		
Drawing Title	SECOND FLOOR PLAN WINDOW / DOORS SURVEY		
Scale	Date	Drawn	Check
NTS	@A1 JAN 22	PW	LS
Job No.	Drawing No.	Rev.	
212167	EX008		